



Travis County Sheriff's Office

2024 Racial Profiling Report


Report Prepared By:
Senior Planner Leah Hughes

February 19, 2025

"The way in which the Travis County Sheriff's Office conducts itself is a top priority for me, and I know you expect nothing less.

I'm pleased to let you know that as we experience rapid growth and cultural change in our communities, TCSO's mission and values remain steadfast.

Over 21,000 stops were recorded this year with no racial profiling complaints. We always strive to enforce Texas State laws with fairness and careful consideration. I believe this report proves those efforts to be evident in our actions."



-Sheriff Sally Hernandez

MISSION

"TCSO is a family of highly trained professionals whose mission is to provide innovative law enforcement and correctional services in a holistic manner through collaborative partnerships."

VISION

"The vision of the TCSO is a strong bond with our diverse community; that they be confident in our compassion, approachability, competence and trustworthiness."

TABLE OF CONTENTS

BACKGROUND	4
DEFINITION	4
BIAS BASED PROFILING POLICY 1.8.11	5
RACIAL PROFILING COMPLIMENTS & COMPLAINTS	6
TRAINING	7
TIER 2 DATA	8
SEARCHES	10
CITATIONS AND WARNINGS	11
USE OF FORCE	12
RACIAL PERCENTAGES AND CENSUS INFORMATION	13
AUDITS	14
HISTORICAL DATA	14
ATTACHMENTS	
2024 TCOLE DRS RACIAL PROFILING FORM	
2024 TCOLE RACIAL PROFILING STATISTICS	

BACKGROUND

During the 77th Legislative Session the Texas Congress passed [Senate Bill 1074](#), *PROHIBITION OF RACIAL PROFILING BY PEACE OFFICERS*. The Act amended the Code of Criminal Procedures to include the following articles:

- [2.132](#) Requiring law enforcement agencies to develop a detailed written policy on racial profiling
- [2.133](#) Requiring law enforcement agencies to collect reports on traffic and pedestrian stops
- [2.134](#) Requiring law enforcement agencies to analyze the data collected and report the data to their respective governing bodies (Commissioners Court).

DEFINITION

“Racial Profiling as the law enforcement practice of using race, ethnicity, national origin, or religious appearance as one factor; among others, when police decide which people are suspicious enough to warrant police stops, questioning, frisks, searches, and other routine police practices.¹”



¹ https://www.americanbar.org/groups/criminal_justice/publications/criminal-justice-magazine/2020/winter/racial-profiling-past-present-and-future/

BIAS BASED PROFILING POLICY 1.8.11

PURPOSE: To provide officers with guidelines and standard operating procedures to gather data to comply with bias-based profiling legislation.

POLICY: It is the policy of the Sheriff's Office that bias based profiling or any other discriminatory practice by agency personnel is strictly prohibited.

PROCEDURE:

I. Racial Profiling means a law enforcement-initiated action based on an individual's race, ethnic background, gender, sexual orientation, religion, economic status, age, cultural group, or any other identifiable group rather than on the individual's behavior or on information identifying the individual as having engaged in criminal activity.

II. All sworn peace officers are required to attend state-mandated training in bias-based profiling issues including legal aspects. The TCSO Training Academy will incorporate training in bias-based profiling in all aspects of training that include public contacts.

a. Public Education - This Office will provide public education relating to the agency's complaint process. This may be done via the Internet, media, and printed material, or by other means.

b. Citizen Complaint Process - A personnel complaint related to bias-based profiling may be presented to the Office in person, by telephone, or by letter. Every effort is made to facilitate the filing of the complaint by ensuring that the process is convenient, courteous, and prompt. No complaint other than violations of criminal law will be considered credible if older than thirty (30) days, except under extenuating circumstances.

c. Corrective Measures - After investigation, an officer found in violation of this policy will be subject to disciplinary action. The disciplinary action will be consistent with Agency policies and procedures.

d. Administrative Review - Annually, the Sheriff or his/her designee will conduct an administrative review of agency practices including citizen concerns.

III. Agency personnel will annotate the required information consistent with TCSO Racial Profiling Standard Operating Procedure. An Annual Report, in compliance with the reference, will be compiled, analyzed, and submitted to both the Texas Commission on Law Enforcement and our governing body, Commissioners Court, no later than March 1st of each year.

RACIAL PROFILING COMPLIMENTS AND COMPLAINTS

The Texas Racial Profiling Law requires police agencies to provide information to the public regarding ways to report compliments or complaints regarding racial profiling. Each citation or warning issued by the Travis County Sheriff's Office details how to report a compliment or complaint.

During 2024, the Travis County Sheriff's Office Internal Affairs section received no complaints regarding racial profiling from citizens.

Compliments from the community are a high honor. All compliments received are shared with the chain of command so the complimented staff member may be commended. A copy of the compliment is placed in the employee's personnel file for consideration during times of promotion or assignment change.

Compliments or complaints can also be made online via TCSO's website:
<https://www.tcssheriff.org/services/public-resources/file-a-compliment-complaint>



TRAINING

The Travis County Sheriff's Office recognizes the importance of addressing racial profiling and incorporates it into specialized officer training aligned with internal policies and state regulations. In 2024, all deputies within the Law Enforcement Bureau attended a minimum of 40 hours of continuing education training. Mandated topics included decision-based use of force scenario training that encouraged de-escalation communication, as well as Cultural Diversity and Trauma-Informed Approach to Sexual Assault Investigations. Additional training continues to be available for several relevant topics, such as Interpersonal Communication Skills, Crimes against people with Disabilities, and ADA Laws and Regulations.

TCSO certifies all deputies as Mental Health Officers, as outlined by the Texas Commission on Law Enforcement. The training educates deputies to better recognize, evaluate, de-escalate, and properly assist those in mental health crisis. This training lessens the need for deputies to use force and increases their ability to effectively communicate with all members of our community.

Supervisors also received training in leadership, with an emphasis on community-oriented policing.

Training outside of TCSO is valued and whenever possible, employees are permitted to attend training provided by various subject matter experts. TCSO recognizes the current challenge of law enforcement staffing across the country and seeks out ways to stand out amongst other agencies.

BODY WORN CAMERAS

All TCSO deputies are equipped with body worn cameras. TCSO values the increased transparency afforded by body worn cameras.

TIER 2 DATA

The Travis County Sheriff's Office currently does not have cameras in all vehicles; therefore, is required to complete the Tier 2 Report. This data is for January 1 - December 31, 2024, and the report was generated on February 10, 2025.

TOTAL STOPS 21,154

Street Address or Approximate Location of Stop	
City Street	4,702
US Highway	5,150
County Road	9,120
State Highway	2,038
Private Property	144

Race or Ethnicity	
Alaska Native / American Indian	154
Asian / Pacific Islander	912
Black	3,290
White	9,546
Hispanic / Latino	7,252

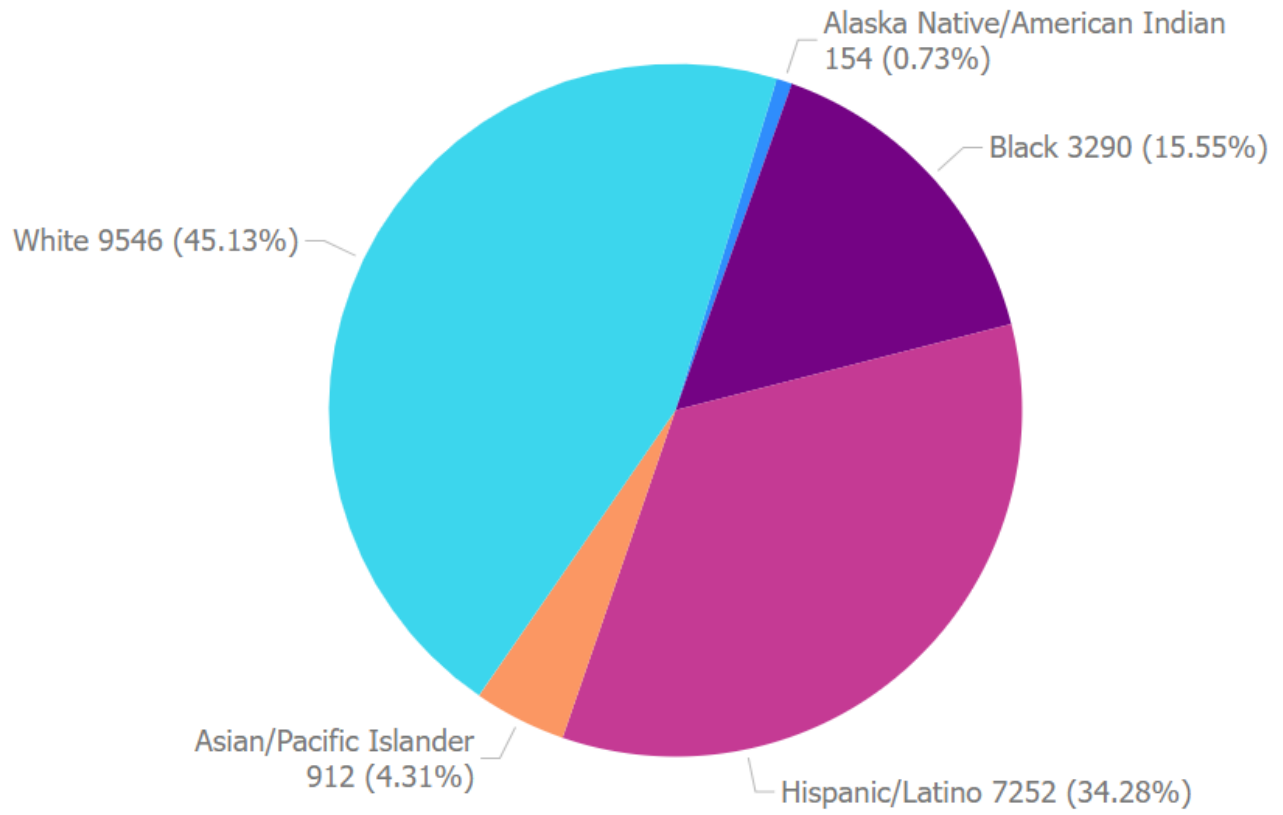
Was Race or Ethnicity Known Prior to Stop	
Yes	464
No	20,690

Female	
Alaska Native / American Indian	42
Asian / Pacific Islander	278
Black	1,262
White	3,240
Hispanic / Latino	1,966
TOTAL	6,788

Male	
Alaska Native / American Indian	112
Asian / Pacific Islander	634
Black	2,028
White	6,306
Hispanic / Latino	5,286
TOTAL	14,366

2023 Amendment: A discrepancy was found in TCSO's data regarding the number of warnings issued in 2023. Please note the total stops and warnings increased by 68 per updated information.

TCSO Contacts by Race / Ethnicity



SEARCHES

The US Constitution protects against unreasonable searches which is why this component of racial profiling data is reviewed. There are various types of searches. The data provided includes all searches conducted during a detention. In 2024, 186 (0.88%) of contacts resulted in a search being conducted. The following tables will look at the breakdown of searches and contraband discovered.

Was a Search Conducted?	Yes	No
Alaska Native / American Indian	2	152
Asian / Pacific Islander	1	911
Black	42	3,248
White	67	9,479
Hispanic / Latino	74	7,178
TOTAL	186	20,968

Was Contraband Discovered?	Yes	No
Alaska Native / American Indian	2	0
Asian / Pacific Islander	0	1
Black	21	21
White	37	30
Hispanic / Latino	43	31
TOTAL	103	83

While numbers, in and of themselves, do not give the entire picture of what was happening during a detention, looking at the reason for the stop is important data to further understand what is happening within the agency.

Reason for Search					
Race / Ethnicity	Consent	Contraband	Probable Cause	Inventory	Incident to Arrest
Alaska Native / American Indian	0	0	2	0	0
Asian / Pacific Islander	1	0	0	0	0
Black	6	3	23	2	8
White	14	3	25	4	21
Hispanic / Latino	23	8	31	3	9
TOTAL	44	14	81	9	38

Description of Contraband					
Race / Ethnicity	Drugs	Alcohol	Weapons	Property	Other
Alaska Native / American Indian	2	0	0	0	0
Asian / Pacific Islander	0	0	0	0	0
Black	19	0	2	0	0
White	24	6	4	0	3
Hispanic / Latino	30	5	3	2	4
TOTAL	75	11	9	2	7

CITATIONS AND WARNINGS

The Travis County Sheriff's Office allows the deputy discretion when submitting violation(s) as a written warning or a citation. As has been the national trend, we too are facing the challenges of an increased number of vacancies. As a result, deputies were not able to be as proactive with traffic stops as in previous years. We are seeing the number of new hires trending in a positive direction. Below you will find the breakdown for detentions.

Result of the Stop				
Race / Ethnicity	Written Warning	Citation	Written Warning & Arrest	Citation & Arrest
Alaska Native / American Indian	128	26	0	0
Asian / Pacific Islander	739	172	1	0
Black	2,504	777	9	0
White	7,771	1,757	9	9
Hispanic / Latino	4,998	2,240	6	8
TOTAL	16,140	4,972	25	17


Arrest based on				
Race / Ethnicity	Violation of Penal Code	Violation Traffic Law	Outstanding Warrant	Violation City Ord
Alaska Native / American Indian	0	0	0	0
Asian / Pacific Islander	0	0	1	0
Black	2	0	8	0
White	8	3	6	0
Hispanic / Latino	7	2	5	0
TOTAL	17	5	20	0

USE OF FORCE

In 2017, the Sandra Bland Act was passed and signed into law, requiring agencies to include whether physical force was used during the traffic stop or detention.

Was Physical Force Used?	Yes	No
Alaska Native / American Indian	0	154
Asian / Pacific Islander	0	912
Black	2	3,288
White	3	9,543
Hispanic / Latino	0	7,252
TOTAL	5	21,149

Number of Complaints of Racial Profiling	
Resulted in Disciplinary Action	0
Did not result in Disciplinary Action	0
TOTAL	0

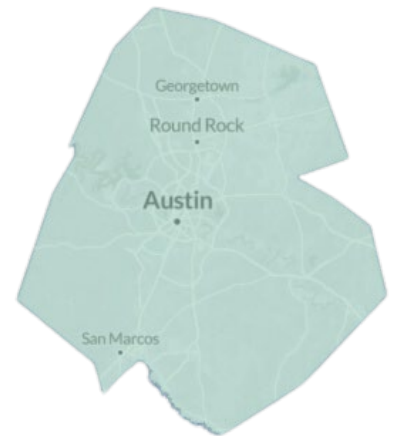


RACIAL PERCENTAGES & CENSUS INFORMATION

Race / Ethnicity	Total of Traffic Stops or Detentions		Citations		Warnings	
	Total	%	Total	%	Total	%
Alaska Native / American Indian	154	0.7%	26	0.1%	128	0.6%
Asian / Pacific Islander	912	4.3%	172	0.8%	740	3.5%
Black	3,290	15.6%	777	3.7%	2,513	11.9%
White	9,546	45.1%	1,766	8.3%	7,780	36.8%
Hispanic / Latino	7,252	34.3%	2,248	10.6%	5,004	23.7%
TOTAL	21,154		4,989	23.6%	16,165	76.4%

The Metropolitan Statistical Area (MSA) includes area surrounding Austin, Georgetown, Round Rock, and San Marcos.

Census Data	Travis County ²	MSA ³
Alaska Native / American Indian	1.2%	0.1%
Asian / Pacific Islander	8.8%	7.9%
Black	9.5%	6.9%
White	47.9%	48.3%
Hispanic / Latino	32.4%	32.2%
Two or More Races	3.0%	4.0%



TCSO employee racial / ethnicity breakdown as of January 2024.

Race / Ethnicity	TCSO all employees	LE civilian & sworn	LE sworn
Alaska Native / American Indian	0.19%	0.23%	0.32%
Asian or Pacific Islander	2.38%	1.15%	0.95%
Black/Not Hispanic origin	16.46%	7.82%	7.26%
White/Not Hispanic origin	45.74%	57.47%	58.68%
Hispanic	35.23%	33.33%	32.81%

² <https://www.census.gov/quickfacts/traviscountytexas>

³ <https://censusreporter.org/profiles/31000US12420-austin-round-rock-georgetown-tx-metro-area/>

AUDITS

Three audits were completed during the year to ensure processes were accurate and information was being submitted in a timely manner. The data for these audits was randomly pulled by Research and Planning staff and reviewed in depth by the Law Enforcement Major. This allows for a review of potential delayed submissions by deputies, and/or potential racial profiling indicators. These audits will continue to occur.

Date of Audit	Outcome of Audit
April 8, 2024	Data was reviewed and proved to be valid
August 28, 2024	Data was reviewed and proved to be valid
November 21, 2024	Data was reviewed and proved to be valid

HISTORICAL DATA

The following tables give historical numbers related to overall contacts for 2019 through 2024. Historical numbers are broken down by gender in the first table and race / ethnicity in the second table. In 2020, COVID-19 agency protocols implemented to protect public health reduced proactive traffic stops. This is indicated by the sharp decrease in overall numbers seen in 2020, then a slight increase in 2021. Staffing vacancies since 2022 continued to impact traffic enforcement but are slowly improving.

Gender	2019	2020	2021	2022	2023	2024
Female	14,438	5,742	6,396	6,177	5,025	6,788
Male	25,310	11,497	12,836	12,150	10,837	14,366
TOTAL	39,748	17,239	19,232	18,327	15,862	21,154

Race / Ethnicity	2019	2020	2021	2022	2023	2024
Alaska Native / American Indian	274	93	137	136	104	154
Asian / Pacific Islander	1,694	707	786	762	698	912
Black	4,592	2,190	2,170	2,345	2,266	3,290
White	22,789	9,226	10,540	9,373	7,851	9,546
Hispanic / Latino	10,309	5,023	5,599	5,711	4,943	7,252
TOTAL	39,658	17,239	19,232	18,327	15,862	21,154